




PlugHub 1 Smart Plug Gateway


Fast data. Flexible setup. Secure control.



[Order now](#)

Upgrade your smart setup with PlugHub 1 smart plug gateway. The PlugHub 1 delivers reliable, ETL-certified power, and ensures strong wireless performance with dual Bluetooth and Wi-Fi support. It offers easy installation, stronger security, and better connectivity—no rewiring needed. Ideal for healthcare, hospitality, offices, and renovation projects.

How It Works



Designed for Easy and Flexible Installation

Installation

PlugHub1
Flexible orientation, easy to adjust

Traditional Smart Plug Gateway
Fixed orientation, limited placement

Signal Coverage

PlugHub1
Optimized angle, stronger overall coverage

Traditional Smart Plug Gateway
Direction restricted, weak coverage in spots

Applications



Healthcare
Collects real-time data from patient monitors, environmental sensors, and wearable devices, and uploads it to nurse station systems via Wi-Fi.



Hospitality
Integrates with smart door locks, energy sensors, and radar sensors to manage room status and enable energy-saving control.



Smart Office
Rapid deployment in office settings to track seat occupancy and monitor environmental conditions in real time using air quality, ambient light, infrared, and radar sensors.



Renovation
Seamlessly fits into legacy buildings to enable smart monitoring and asset management—no rewiring or extra power sockets needed—greatly cutting renovation costs and complexity.

Features

Dual Connectivity

The PlugHub 1 supports both Bluetooth 5.0 and high-speed 150Mbps WiFi, ensuring seamless communication with smart devices and stable, fast cloud data uploads.

Secure Mounting

PlugHub 1 features triple-layer protection—including a secure snap-fit, screw locking, and accelerometer-based movement detection—for tamper-resistant installation and reliable performance in any environment.

Flexible Deployment

With dual USB power ports in different orientations, PlugHub 1 offers flexible placement options to ensure optimal signal strength.

Plug-and-Play

Simply plug in and start—no wiring required. The PlugHub 1 is ready to use straight out of the box.

Safety First

The PlugHub 1's durable, flame-retardant PC V-0 casing, compliant with ETL standards, delivers top-tier fire protection and reliability.

Future Scalability & Diversity

The PlugHub 1 is ready for future upgrades, including LTE, LoRa, and Matter. It features customizable power ports and broader international compliance (EU, UK), making it a future-proof, scalable solution.

Multiple Configuration Options

SmartConfig for fast, large-scale deployment. Bluetooth (BluFi) for secure, short-range configuration. AP mode for local setup.

Product Specifications

Gateway

Dimensions	65 × 30 × 31 mm
Weight	32g
Housing Material	PC V0 fire-retardant
Input	USB 5V=1A
Installation Method	Snap-fit mount and screw reinforcement

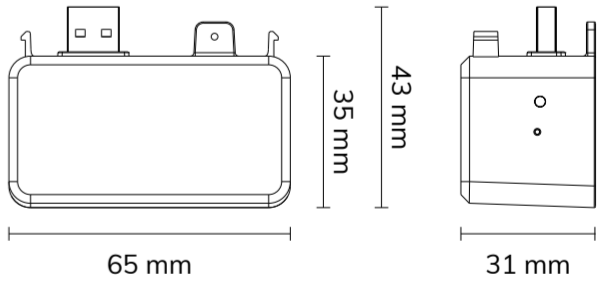
Bluetooth Specs.

Bluetooth Version	BLE 5.0
Scan Coverage	Over 90m (open area)
Number of Received Data Packages	200 packages/sec

WiFi Specs.

Protocol Standards	IEEE 802.11 b/g/n
WiFi Data Rate	Up to 150Mbps (802.11n mode)

Note: Multiple communication protocols are coming soon, please contact SALES for more information.



Smart Plug

Specifications

Material	PC V0 fire-retardant
Input	125V~60Hz
Max Load Current	15A
USB Output	5V=1.5A (Max)
Protection Rating	IP20
Dimensions (L*W*H)	65 x 65 x 31 mm
Operating Environment	Indoor
Operating Temperature & Humidity	-10~45°C; 10%~90%RH, non-condensing
Certifications	ETL Certified

Note: 1 or 2 USB power supply ports can be provided according to customer requirements, and AC power supply ports can also be closed.

